



**THE FUTURE OF
BUSINESS
IS MOBILE**

GOmobile Biznes MOBILE AUTHORIZATION

Mobile authorization is a new method for logging in and transaction authorization. Thanks to a mobile token embedded in the **GOmobile Biznes** application, you may authorize instructions placed in the BiznesPL@net online banking system easily and free of charge. The new authorization method ensures high level of security and convenience, and instructions may be signed not only with the PIN but also using biometrics.

Change of the logging in and transaction authorization method for **mobile authorization** requires granting **GOmobile Biznes and mobile token** and **Changing the logging and transaction authorization method** rights. Rights may be granted in two ways:

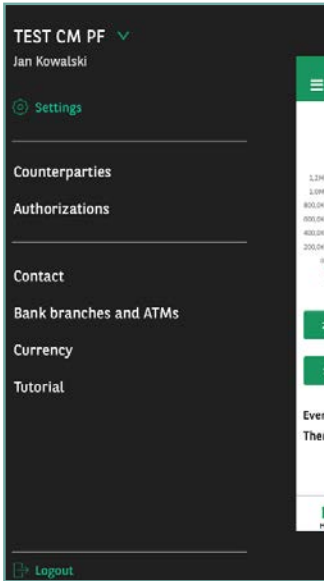
- by the system Admin in the Administrator panel,
- in a paper application for BiznesPL@net.



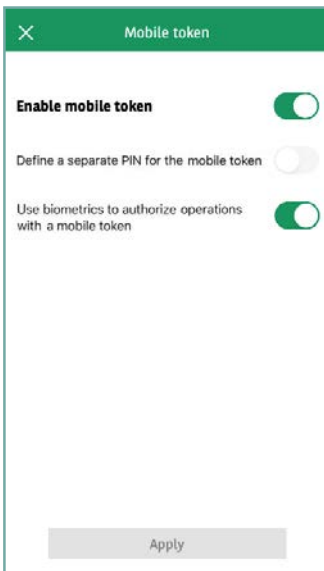
BNP PARIBAS

The bank
for a changing
world

Activation of a mobile token



Step 1. Launch the **GOMobile Biznes**, application, then click the drop-down menu icon in the top left-hand corner. Go to “Settings” and select the “Mobile token” option.

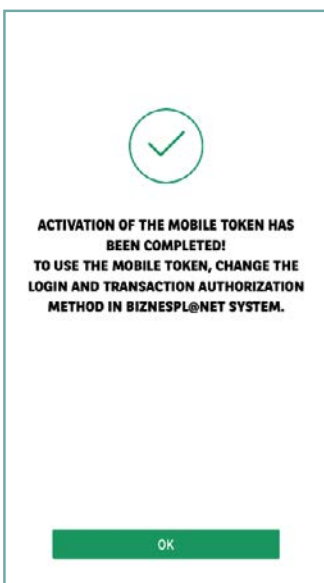


Step 2. Enable the mobile token and click “Apply”.

A primary way for mobile authorization is the PIN number defined beforehand for logging in to the **GOMobile Biznes** application.

The application also allows to set a separate PIN code for mobile authorization - to do this, activate an appropriate option and set the PIN number.

Using biometrics for mobile authorization is enabled as default.



Krok 3. After the PIN has been entered, the mobile token will be activated.



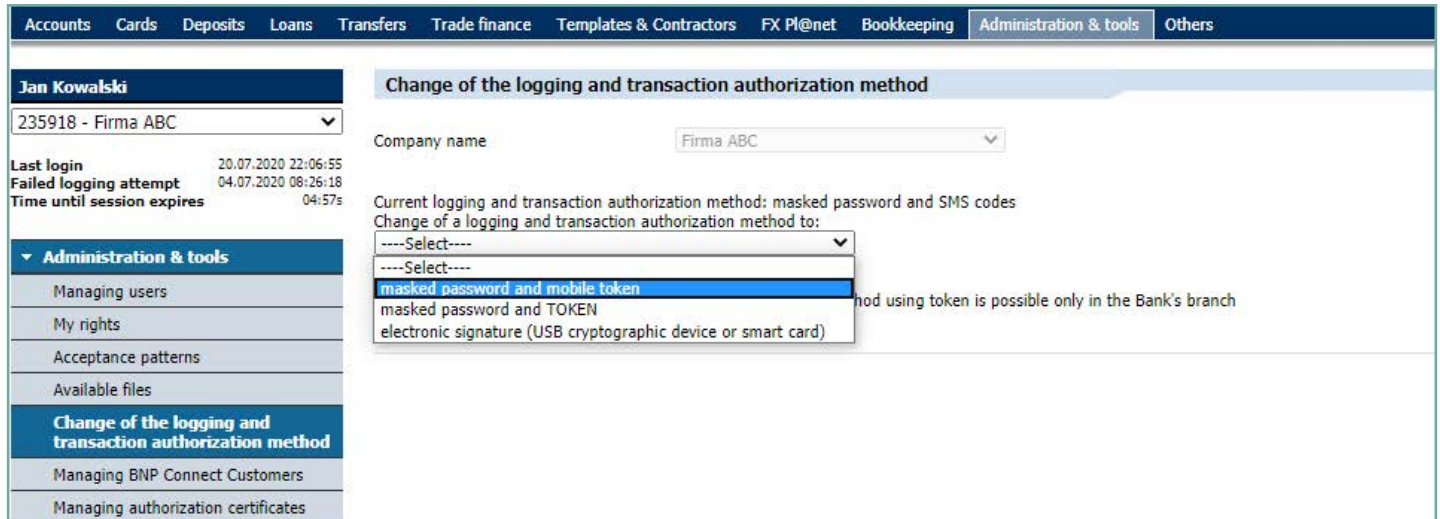
BNP PARIBAS

The bank
for a changing
world

Changing the login and authorization method to mobile authorization

Once the mobile token has been activated, it is necessary to change the logging in and transaction authorization method in **BiznesPl@net**. For this purpose:

1. Log into **BiznesPl@net**, go to **go to**, and select **Changing the login and authorization method**.
2. Select the option **masked password and mobile authorization** from the drop-down list.



The screenshot shows the 'Change of the logging and transaction authorization method' page in the BiznesPl@net system. The user is Jan Kowalski, and the company is Firma ABC. The current logging and transaction authorization method is 'masked password and SMS codes'. The page displays a dropdown menu for selecting a new method, with 'masked password and mobile token' selected. Other options include 'masked password and TOKEN' and 'electronic signature (USB cryptographic device or smart card)'. The page also shows a sidebar with navigation options like 'Managing users', 'My rights', and 'Acceptance patterns'.

3. Click **Save** and sign the instruction in accordance with the authorization method currently used.

New authorization method will be activated after the next logging in to **BiznesPl@net**.



BNP PARIBAS

The bank
for a changing
world